


Size	Silicate Masonry Paint
100ml	•
5L	•
10L	•
Coverage	Up to 5-7m ² per litre


This is the likely coverage. Actual coverage will depend upon absorbency of the surface and method of application.

earthborn® ECOPRO


SILICATE MASONRY PAINT




White




Portland




Sandstone




Magnolia




Blush




Suffolk




Pebble




Light Grey



Primrose




York




Cob



Cobalt Blue



Bath



Ivory




Oatmeal




Cotswold




Green Clay



Apricot



Chalk




Buttermilk



Honeycomb



Soft Peach



Greenstone



Slate